



## कर्मचारी भविष्य निधि संगठन

Employees Provident Fund Organisation

(श्रम एवं रोजगार मंत्रालय, भारत सरकार)

(MINISTRY OF LABOUR & EMPLOYMENT, GOVERNMENT OF INDIA)

मुख्य कार्यालय/Head Office

प्लेट ए, ग्राउंडफ्लोर, ब्लॉक-II, ईस्ट किडवाई नगर, नई दिल्ली-110023

Plate A, Ground Floor, Block II, East Kidwai Nagar, New Delhi-110023

Website: www.epfindia.gov.in, www.epfindia.nic.in



**No:WSU/ErroneousLinkingofUAN/E-838432/2024-25/10**

**Date: 17/Jan/2025**

**To**

**All ACC HQ's Zones  
Addl. CPFC (Zones),  
All RPFCS/OICs (Field Offices)**

**Sub: De-Linking of erroneously linked Member Ids from UAN - reg.**

**Madam/Sir,**

In order to empower the members to delink any erroneous Member Id in their UAN which had been linked without their knowledge, it has been decided to provide a facility to the members to De-Link such wrongly linked MIDs from their UAN. A detailed User Manual for such facility is enclosed herewith for guidance of the members about the process of delinking.

This facility may be widely publicized to all the employers and members in your respective jurisdictions for making use of the same judiciously.

**[This has the approval of CPFC]**

**Yours sincerely,**

  
**G. R. Suchindranath  
Addl. CPFC (WSU)**

# Employees' Provident Fund Organisation

## User Manual for Delinking of Member IDs

### ➤ Introduction

This guide provides step-by-step instructions for members to delink their wrongly linked Member IDs via the unified portal. Follow the instructions carefully to ensure a smooth process.

### ➤ Steps to Delink Member IDs

#### 1. Login to the Member Interface

1. Open the Member Interface of unified portal (<https://unifiedportal-mem.epfindia.gov.in/memberinterface/>).
2. Enter your **UAN, Password, and Captcha**.
3. Click the **Sign in** button.

The screenshot displays the EPFO Member e-SEWA login page. At the top, it identifies the organization as the Employees' Provident Fund Organisation, India, under the Ministry of Labour & Employment, Government of India. The page is titled 'Universal Account Number (UAN) MEMBER e-SEWA'. A navigation menu includes 'Dear EPF Members !!', 'Benefits of Registration', and 'Important Links'. The main content area features a login form with fields for UAN, Password, and Captcha, along with 'Sign in' and 'Reset' buttons. A yellow note box provides key instructions: members with unverified Aadhaar and bank details need to verify their UAN; mobile numbers are only for registration; and password facilities are not available for members with experience under the EPF Scheme 1952. The footer includes a 'Contact Us' link and a 'FAQs' link.

#### 2. OTP Verification

1. After signing in, an OTP will be sent to your registered mobile number.
2. Enter the OTP received on your registered mobile in the designated field.
3. Complete the captcha and click the **Submit** button.

# Employees' Provident Fund Organisation

### 3. Accessing the Service History

1. After successful login, navigate to the **View** menu.
2. Click on the **Service History** sub-menu.

# Employees' Provident Fund Organisation

## 4. Viewing Service History

1. On the Service History page, you can view all your service records.
2. To delink wrongly linked previous member ID details, click the **Delink** button next to the corresponding record.

EMPLOYEES' PROVIDENT FUND ORGANISATION, INDIA  
MINISTRY OF LABOUR & EMPLOYMENT, GOVERNMENT OF INDIA

Home View Manage Account OTCP Online Services EUI

UAN [redacted] Logout

Service Details [Detailed View](#) [Download PDF](#)

Show 5 entries Search: [input]

Sr.No	Member Id	Establishment Name	Establishment ID	DOJ EPF	DOE EPF	DOJ EPS	DOE EPS	DOJ FPS	DOE FPS	Action
1	[redacted]	A. B. C AND SONS master	[redacted]	01-JUN-2024	01-NOV-2024	NOT AVAILABLE	NOT AVAILABLE	NOT AVAILABLE	NOT AVAILABLE	
2	[redacted]	NDCPEFO	[redacted]	21-SEP-2023	14-MAY-2024	21-SEP-2023	14-MAY-2024	NOT AVAILABLE	NOT AVAILABLE	<a href="#">De-link</a>
3	[redacted]	LAXMI+ENTERPRISE1	[redacted]	21-SEP-2023	NOT AVAILABLE	21-SEP-2023	NOT AVAILABLE	NOT AVAILABLE	NOT AVAILABLE	

Showing 1 to 3 of 3 entries Previous 1 Next

©2015, Powered by EPFO Pr 03, Sep 2021 (PV 2.7.26)  
Wed 8, Jan 2025 (NDCV 4.1.52)(FT 1.0.4)  
This site is best viewed at 1920 x 1080 resolution in Mozilla Firefox 58.0+

## 5. Confirmation Prompt

1. A confirmation alert will appear. Click **OK** to proceed.

EMPLOYEES' PROVIDENT FUND ORGANISATION, INDIA  
MINISTRY OF LABOUR & EMPLOYMENT, GOVERNMENT OF INDIA

Home View Manage Account OTCP Online Services EUI

UAN [redacted] Logout

Service Details [Detailed View](#) [Download PDF](#)

Show 5 entries Search: [input]

Sr.No	Member Id	Establishment Name	Establishment ID	DOJ EPF	DOE EPF	DOJ EPS	DOE EPS	DOJ FPS	DOE FPS	Action
1	[redacted]	A. B. C AND SONS master	[redacted]	01-JUN-2024	01-NOV-2024	NOT AVAILABLE	NOT AVAILABLE	NOT AVAILABLE	NOT AVAILABLE	
2	[redacted] 14	NDCPEFO	[redacted]	21-SEP-2023	14-MAY-2024	21-SEP-2023	14-MAY-2024	NOT AVAILABLE	NOT AVAILABLE	<a href="#">De-link</a>
3	[redacted] 160	LAXMI+ENTERPRISE1	[redacted]	21-SEP-2023	NOT AVAILABLE	21-SEP-2023	NOT AVAILABLE	NOT AVAILABLE	NOT AVAILABLE	

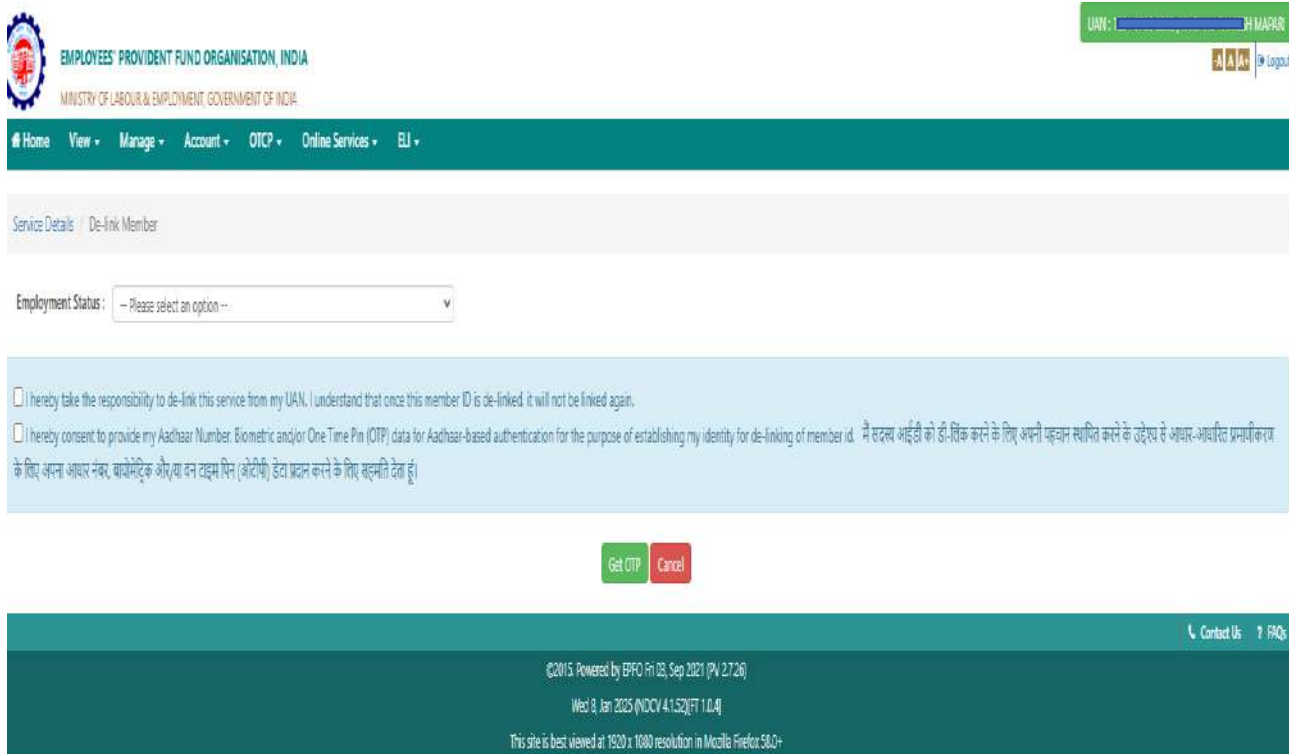
Showing 1 to 3 of 3 entries Previous 1 Next

©2015, Powered by EPFO Pr 03, Sep 2021 (PV 2.7.26)  
Wed 8, Jan 2025 (NDCV 4.1.52)(FT 1.0.4)  
This site is best viewed at 1920 x 1080 resolution in Mozilla Firefox 58.0+

## Employees' Provident Fund Organisation

### 6. Employment Status and Consent

1. The next page will prompt you to select reason for delinking.
2. Provide the required consents by checking the two boxes.
3. Click the **Get OTP** button.



EMPLOYEES' PROVIDENT FUND ORGANISATION, INDIA  
MINISTRY OF LABOUR & EMPLOYMENT, GOVERNMENT OF INDIA

UAN: 1 PF MAPAR

Home View Manage Account OTCP Online Services EJI

Service Details / De-link Member

Employment Status:

I hereby take the responsibility to de-link this service from my UAN. I understand that once this member ID is de-linked, it will not be linked again.

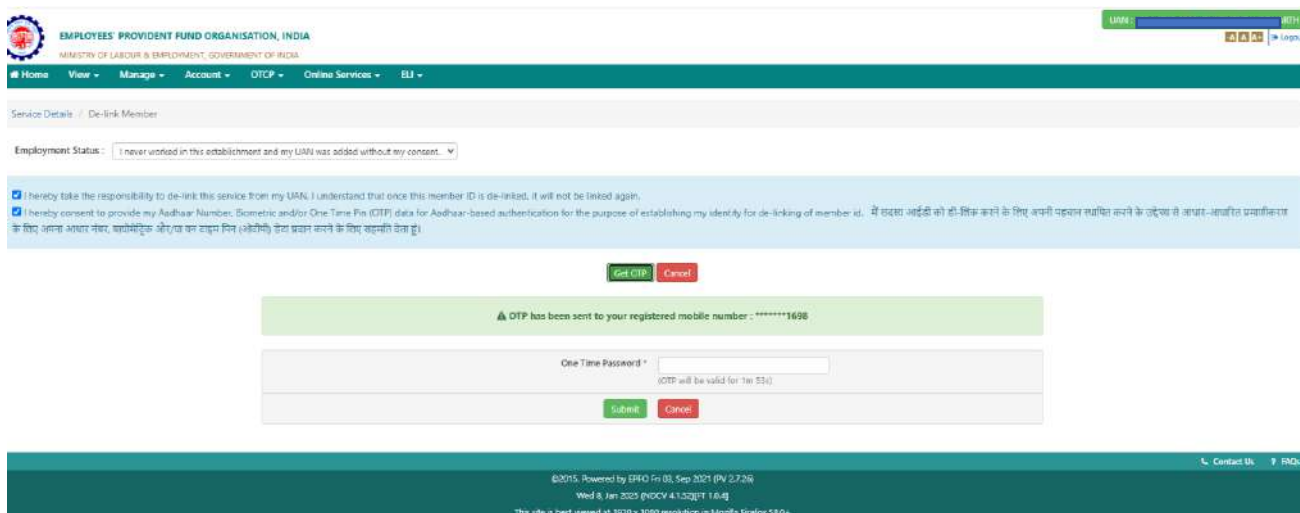
I hereby consent to provide my Aadhaar Number, Biometric and/or One Time Pin (OTP) data for Aadhaar-based authentication for the purpose of establishing my identity for de-linking of member id. मैं सदस्य आईडी को डी-लिंक करने के लिए अपनी पहचान स्थापित करने के उद्देश्य से आधार-आधारित प्रमाणीकरण के लिए अपना आधार नंबर, बायोमेट्रिक और/या वन टाइम पिन (ओटीपी) डेटा प्रदान करने के लिए सहमति देता हूँ।

Contact Us ? FAQs

©2015. Powered by EPFO Fri 03, Sep 2021 (PV 2.7.26)  
Wed 8, Jan 2025 (NDCV 4.1.52)(FI 1.0.4)  
This site is best viewed at 1920 x 1080 resolution in Mozilla Firefox 58.0+

### 7. OTP Verification for Delinking

1. An OTP will be sent to your Aadhaar-registered mobile number.
2. Enter the OTP, then click **Submit**.
3. If the OTP is not received within 2 minutes, click the **Resend** button to generate a new OTP.



EMPLOYEES' PROVIDENT FUND ORGANISATION, INDIA  
MINISTRY OF LABOUR & EMPLOYMENT, GOVERNMENT OF INDIA

UAN: 1 PF MAPAR

Home View Manage Account OTCP Online Services EJI

Service Details / De-link Member

Employment Status:

I hereby take the responsibility to de-link this service from my UAN. I understand that once this member ID is de-linked, it will not be linked again.

I hereby consent to provide my Aadhaar Number, Biometric and/or One Time Pin (OTP) data for Aadhaar-based authentication for the purpose of establishing my identity for de-linking of member id. मैं सदस्य आईडी को डी-लिंक करने के लिए अपनी पहचान स्थापित करने के उद्देश्य से आधार-आधारित प्रमाणीकरण के लिए अपना आधार नंबर, बायोमेट्रिक और/या वन टाइम पिन (ओटीपी) डेटा प्रदान करने के लिए सहमति देता हूँ।

OTP has been sent to your registered mobile number : \*\*\*\*\*1698

One Time Password \*

(OTP will be valid for 1m 53s)

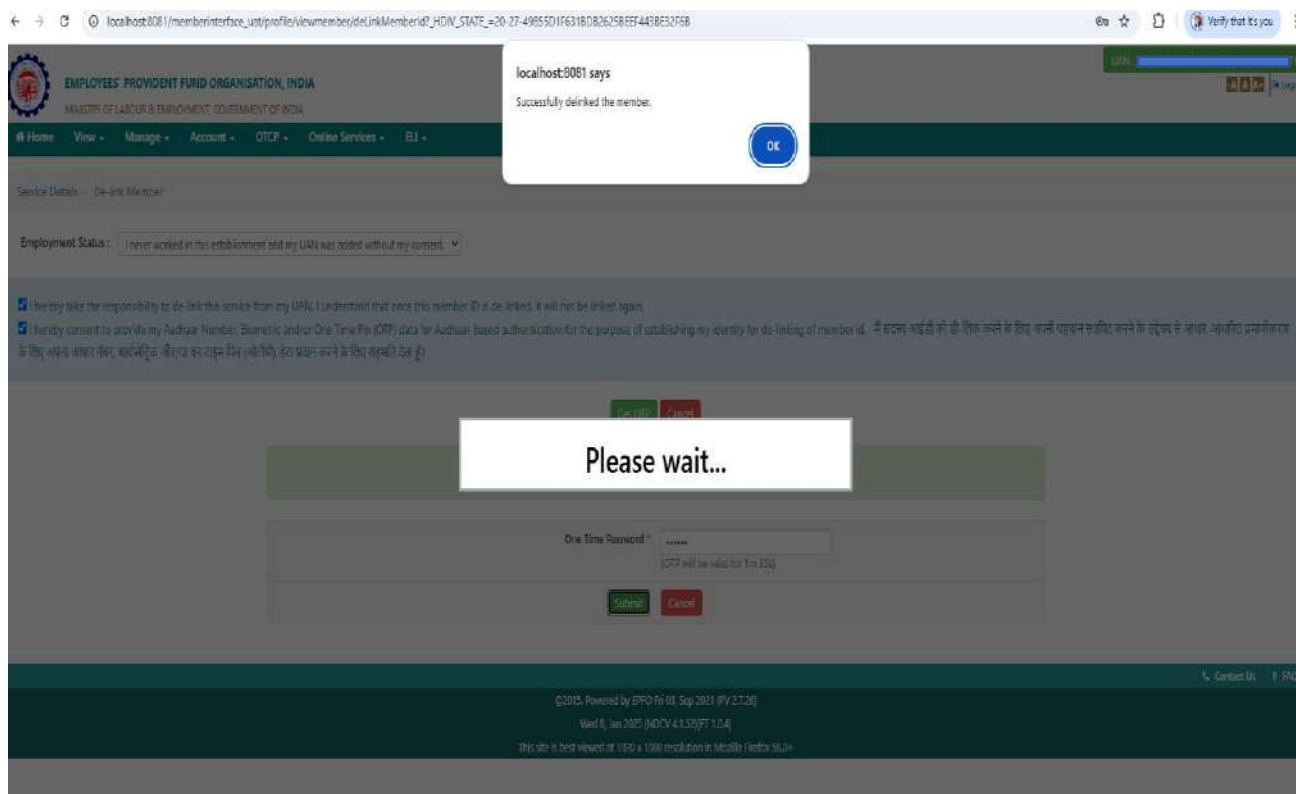
Contact Us ? FAQs

©2015. Powered by EPFO Fri 03, Sep 2021 (PV 2.7.26)  
Wed 8, Jan 2025 (NDCV 4.1.52)(FI 1.0.4)  
This site is best viewed at 1920 x 1080 resolution in Mozilla Firefox 58.0+

## Employees' Provident Fund Organisation

### 8. Successful Delinking

1. Upon successful verification, the Member ID will be delinked.
2. A success message will be displayed.
3. The page will redirect to your service history, where the delinked Member ID will no longer appear.



### 9. Error Scenario

- If an ECR (Electronic Challan-cum-Return) has been filed against the Member ID, you will receive an error message upon attempting to delink.
- After acknowledging the error message by clicking **OK**, you will be redirected to the Service History page, and delinking will not proceed.

### Notes

- Ensure your Aadhaar-linked mobile number is active and accessible.
- Verify all details before initiating the delinking process to avoid errors.
- Contact support if you face repeated issues or errors during the process.